

Network Security

DNS (In)security

Radboud University, The Netherlands



Autumn 2015

A short recap

- ▶ Routing means directing (Internet) traffic to its target
- ▶ Internet is divided into $\approx 52,000$ Autonomous Systems

A short recap

- ▶ Routing means directing (Internet) traffic to its target
- ▶ Internet is divided into $\approx 52,000$ Autonomous Systems
- ▶ Routing inside an AS uses Interior Gateway Protocols (RIP, OSPF, IS-IS)
- ▶ Routing between ASs uses Border Gateway Protocol (BGP)

A short recap

- ▶ Routing means directing (Internet) traffic to its target
- ▶ Internet is divided into $\approx 52,000$ Autonomous Systems
- ▶ Routing inside an AS uses Interior Gateway Protocols (RIP, OSPF, IS-IS)
- ▶ Routing between ASs uses Border Gateway Protocol (BGP)
- ▶ Large-scale routing attacks are not suitable for homework. . .

A short recap

- ▶ Routing means directing (Internet) traffic to its target
- ▶ Internet is divided into $\approx 52,000$ Autonomous Systems
- ▶ Routing inside an AS uses Interior Gateway Protocols (RIP, OSPF, IS-IS)
- ▶ Routing between ASs uses Border Gateway Protocol (BGP)
- ▶ Large-scale routing attacks are not suitable for homework. . .
- ▶ Smaller-scale attacks:

A short recap

- ▶ Routing means directing (Internet) traffic to its target
- ▶ Internet is divided into $\approx 52,000$ Autonomous Systems
- ▶ Routing inside an AS uses Interior Gateway Protocols (RIP, OSPF, IS-IS)
- ▶ Routing between ASs uses Border Gateway Protocol (BGP)
- ▶ Large-scale routing attacks are not suitable for homework. . .
- ▶ Smaller-scale attacks:
 - ▶ Source-routing attacks

A short recap

- ▶ Routing means directing (Internet) traffic to its target
- ▶ Internet is divided into $\approx 52,000$ Autonomous Systems
- ▶ Routing inside an AS uses Interior Gateway Protocols (RIP, OSPF, IS-IS)
- ▶ Routing between ASs uses Border Gateway Protocol (BGP)
- ▶ Large-scale routing attacks are not suitable for homework. . .
- ▶ Smaller-scale attacks:
 - ▶ Source-routing attacks
 - ▶ ICMP redirect attacks

A short recap

- ▶ Routing means directing (Internet) traffic to its target
- ▶ Internet is divided into $\approx 52,000$ Autonomous Systems
- ▶ Routing inside an AS uses Interior Gateway Protocols (RIP, OSPF, IS-IS)
- ▶ Routing between ASs uses Border Gateway Protocol (BGP)
- ▶ Large-scale routing attacks are not suitable for homework. . .
- ▶ Smaller-scale attacks:
 - ▶ Source-routing attacks
 - ▶ ICMP redirect attacks
 - ▶ Rogue DHCP (attacks not only routing)

A short recap

- ▶ Routing means directing (Internet) traffic to its target
- ▶ Internet is divided into $\approx 52,000$ Autonomous Systems
- ▶ Routing inside an AS uses Interior Gateway Protocols (RIP, OSPF, IS-IS)
- ▶ Routing between ASs uses Border Gateway Protocol (BGP)
- ▶ Large-scale routing attacks are not suitable for homework. . .
- ▶ Smaller-scale attacks:
 - ▶ Source-routing attacks
 - ▶ ICMP redirect attacks
 - ▶ Rogue DHCP (attacks not only routing)
- ▶ Firewalls are concepts to separate networks

A short recap

- ▶ Routing means directing (Internet) traffic to its target
- ▶ Internet is divided into $\approx 52,000$ Autonomous Systems
- ▶ Routing inside an AS uses Interior Gateway Protocols (RIP, OSPF, IS-IS)
- ▶ Routing between ASs uses Border Gateway Protocol (BGP)
- ▶ Large-scale routing attacks are not suitable for homework...
- ▶ Smaller-scale attacks:
 - ▶ Source-routing attacks
 - ▶ ICMP redirect attacks
 - ▶ Rogue DHCP (attacks not only routing)
- ▶ Firewalls are concepts to separate networks
- ▶ Common firewall concept: Packet filtering (iptables)

A short recap

- ▶ Routing means directing (Internet) traffic to its target
- ▶ Internet is divided into $\approx 52,000$ Autonomous Systems
- ▶ Routing inside an AS uses Interior Gateway Protocols (RIP, OSPF, IS-IS)
- ▶ Routing between ASs uses Border Gateway Protocol (BGP)
- ▶ Large-scale routing attacks are not suitable for homework...
- ▶ Smaller-scale attacks:
 - ▶ Source-routing attacks
 - ▶ ICMP redirect attacks
 - ▶ Rogue DHCP (attacks not only routing)
- ▶ Firewalls are concepts to separate networks
- ▶ Common firewall concept: Packet filtering (iptables)
- ▶ iptables can also be used for NAT (and port forwarding)

A short recap

- ▶ Routing means directing (Internet) traffic to its target
- ▶ Internet is divided into $\approx 52,000$ Autonomous Systems
- ▶ Routing inside an AS uses Interior Gateway Protocols (RIP, OSPF, IS-IS)
- ▶ Routing between ASs uses Border Gateway Protocol (BGP)
- ▶ Large-scale routing attacks are not suitable for homework...
- ▶ Smaller-scale attacks:
 - ▶ Source-routing attacks
 - ▶ ICMP redirect attacks
 - ▶ Rogue DHCP (attacks not only routing)
- ▶ Firewalls are concepts to separate networks
- ▶ Common firewall concept: Packet filtering (iptables)
- ▶ iptables can also be used for NAT (and port forwarding)
- ▶ SSH, SSHuttle, and corkscrew are helpful tools to circumvent firewalls

secure_redirects

- ▶ Recall ICMP redirects (“hey, I know a better route than the one you’re using”)
- ▶ Last lecture: Enable/disable them through `/proc/sys/net/ipv4/conf/*/accept_redirects`

secure_redirects

- ▶ Recall ICMP redirects (“hey, I know a better route than the one you’re using”)
- ▶ Last lecture: Enable/disable them through
`/proc/sys/net/ipv4/conf/*/accept_redirects`
- ▶ Additional flag:
`/proc/sys/net/ipv4/conf/*/secure_redirects`
- ▶ Meaning: Accept a redirect only to a known gateway

secure_redirects

- ▶ Recall ICMP redirects (“hey, I know a better route than the one you’re using”)
- ▶ Last lecture: Enable/disable them through `/proc/sys/net/ipv4/conf/*/accept_redirects`
- ▶ Additional flag: `/proc/sys/net/ipv4/conf/*/secure_redirects`
- ▶ Meaning: Accept a redirect only to a known gateway
- ▶ Disables the idea of “dumb” clients that learn best routes from default gateway

DNS and domain names

- ▶ So far: Configure hostname/IP pairs in `/etc/hosts`
- ▶ Important for local configuration (and overrides), but does not scale

DNS and domain names

- ▶ So far: Configure hostname/IP pairs in `/etc/hosts`
- ▶ Important for local configuration (and overrides), but does not scale
- ▶ More flexible solution: *Domain Name System (DNS)*
- ▶ Idea: Query a server for a domain name, receive answer
- ▶ DNS typically uses UDP on port 53

DNS and domain names

- ▶ So far: Configure hostname/IP pairs in `/etc/hosts`
- ▶ Important for local configuration (and overrides), but does not scale
- ▶ More flexible solution: *Domain Name System (DNS)*
- ▶ Idea: Query a server for a domain name, receive answer
- ▶ DNS typically uses UDP on port 53
- ▶ Domain names have a hierarchy (different levels separated by '.')

DNS and domain names

- ▶ So far: Configure hostname/IP pairs in `/etc/hosts`
- ▶ Important for local configuration (and overrides), but does not scale
- ▶ More flexible solution: *Domain Name System (DNS)*
- ▶ Idea: Query a server for a domain name, receive answer
- ▶ DNS typically uses UDP on port 53
- ▶ Domain names have a hierarchy (different levels separated by '.')
- ▶ Highest domain: root domain (empty string)

DNS and domain names

- ▶ So far: Configure hostname/IP pairs in `/etc/hosts`
- ▶ Important for local configuration (and overrides), but does not scale
- ▶ More flexible solution: *Domain Name System (DNS)*
- ▶ Idea: Query a server for a domain name, receive answer
- ▶ DNS typically uses UDP on port 53
- ▶ Domain names have a hierarchy (different levels separated by '.')
- ▶ Highest domain: root domain (empty string)
- ▶ Next highest: *top-level domains (TLDs)*, e.g., `.nl`, `.org`, `.eu`

DNS and domain names

- ▶ So far: Configure hostname/IP pairs in `/etc/hosts`
- ▶ Important for local configuration (and overrides), but does not scale
- ▶ More flexible solution: *Domain Name System (DNS)*
- ▶ Idea: Query a server for a domain name, receive answer
- ▶ DNS typically uses UDP on port 53
- ▶ Domain names have a hierarchy (different levels separated by '.')
- ▶ Highest domain: root domain (empty string)
- ▶ Next highest: *top-level domains (TLDs)*, e.g., `.nl`, `.org`, `.eu`
- ▶ Administration of top-level domains by Internet Corporation for Assigned Names and Numbers (ICANN)
- ▶ Administrations of domains below a TLD by registries, e.g., Stichting Internet Domeinregistratie Nederland (SIDN) for `.nl`

DNS and domain names

- ▶ So far: Configure hostname/IP pairs in `/etc/hosts`
- ▶ Important for local configuration (and overrides), but does not scale
- ▶ More flexible solution: *Domain Name System (DNS)*
- ▶ Idea: Query a server for a domain name, receive answer
- ▶ DNS typically uses UDP on port 53
- ▶ Domain names have a hierarchy (different levels separated by '.')
- ▶ Highest domain: root domain (empty string)
- ▶ Next highest: *top-level domains (TLDs)*, e.g., `.nl`, `.org`, `.eu`
- ▶ Administration of top-level domains by Internet Corporation for Assigned Names and Numbers (ICANN)
- ▶ Administrations of domains below a TLD by registries, e.g., Stichting Internet Domeinregistratie Nederland (SIDN) for `.nl`
- ▶ DNS servers are typically responsible for one specific domain (DNS zone)

DNS servers and requests

- ▶ Two kind of DNS servers: recursive and authoritative
- ▶ Recursive servers (or DNS caches)
 - ▶ forward requests to other servers,
 - ▶ remember (cache) the reply for a certain amount of time

DNS servers and requests

- ▶ Two kind of DNS servers: recursive and authoritative
- ▶ Recursive servers (or DNS caches)
 - ▶ forward requests to other servers,
 - ▶ remember (cache) the reply for a certain amount of time
- ▶ Authoritative servers are responsible for a certain domain (or DNS zone) and
 - ▶ know the hosts in their domain,
 - ▶ know the authoritative DNS servers of their subdomains

DNS servers and requests

- ▶ Two kind of DNS servers: recursive and authoritative
- ▶ Recursive servers (or DNS caches)
 - ▶ forward requests to other servers,
 - ▶ remember (cache) the reply for a certain amount of time
- ▶ Authoritative servers are responsible for a certain domain (or DNS zone) and
 - ▶ know the hosts in their domain,
 - ▶ know the authoritative DNS servers of their subdomains
- ▶ Two types of requests: recursive or iterative

DNS servers and requests

- ▶ Two kind of DNS servers: recursive and authoritative
- ▶ Recursive servers (or DNS caches)
 - ▶ forward requests to other servers,
 - ▶ remember (cache) the reply for a certain amount of time
- ▶ Authoritative servers are responsible for a certain domain (or DNS zone) and
 - ▶ know the hosts in their domain,
 - ▶ know the authoritative DNS servers of their subdomains
- ▶ Two types of requests: recursive or iterative
- ▶ Recursive request (to a DNS cache): give me the answer or an error

DNS servers and requests

- ▶ Two kind of DNS servers: recursive and authoritative
- ▶ Recursive servers (or DNS caches)
 - ▶ forward requests to other servers,
 - ▶ remember (cache) the reply for a certain amount of time
- ▶ Authoritative servers are responsible for a certain domain (or DNS zone) and
 - ▶ know the hosts in their domain,
 - ▶ know the authoritative DNS servers of their subdomains
- ▶ Two types of requests: recursive or iterative
- ▶ Recursive request (to a DNS cache): give me the answer or an error
- ▶ Iterative request (to an authoritative server): give me the answer or tell me who might know

DNS example

- ▶ You try to access `sandor.cs.ru.nl`, send request to DNS cache (e.g., `131.174.117.20`)

DNS example

- ▶ You try to access `sandor.cs.ru.nl`, send request to DNS cache (e.g., `131.174.117.20`)
- ▶ `131.174.117.20` may know the DNS server for *top-level domain* `.nl`:
`ns1.dns.nl` `193.176.144.5`

DNS example

- ▶ You try to access `sandor.cs.ru.nl`, send request to DNS cache (e.g., `131.174.117.20`)
- ▶ `131.174.117.20` may know the DNS server for *top-level domain* `.nl`:
`ns1.dns.nl` `193.176.144.5`
- ▶ `131.174.117.20` asks `ns1.dns.nl` for `ru.nl` nameserver:
`ns1.surfnet.nl` `192.87.106.101`

DNS example

- ▶ You try to access `sandor.cs.ru.nl`, send request to DNS cache (e.g., `131.174.117.20`)
- ▶ `131.174.117.20` may know the DNS server for *top-level domain* `.nl`:
`ns1.dns.nl` `193.176.144.5`
- ▶ `131.174.117.20` asks `ns1.dns.nl` for `ru.nl` nameserver:
`ns1.surfnet.nl` `192.87.106.101`
- ▶ `131.174.117.20` asks `ip-int-ipam.uci.ru.nl` for `cs.ru.nl` nameserver:
`ns2.science.ru.nl` `131.174.16.133`

DNS example

- ▶ You try to access `sandor.cs.ru.nl`, send request to DNS cache (e.g., `131.174.117.20`)
- ▶ `131.174.117.20` may know the DNS server for *top-level domain* `.nl`:
`ns1.dns.nl` `193.176.144.5`
- ▶ `131.174.117.20` asks `ns1.dns.nl` for `ru.nl` nameserver:
`ns1.surfnet.nl` `192.87.106.101`
- ▶ `131.174.117.20` asks `ip-int-ipam.uci.ru.nl` for `cs.ru.nl` nameserver:
`ns2.science.ru.nl` `131.174.16.133`
- ▶ `131.174.117.20` asks `ns2.science.ru.nl` for `sandor.cs.ru.nl` IP address:
`sandor.cs.ru.nl` `131.174.142.4`

DNS example

- ▶ You try to access `sandor.cs.ru.nl`, send request to DNS cache (e.g., `131.174.117.20`)
- ▶ `131.174.117.20` may know the DNS server for *top-level domain* `.nl`:
`ns1.dns.nl` `193.176.144.5`
- ▶ `131.174.117.20` asks `ns1.dns.nl` for `ru.nl` nameserver:
`ns1.surfnet.nl` `192.87.106.101`
- ▶ `131.174.117.20` asks `ip-int-ipam.uci.ru.nl` for `cs.ru.nl` nameserver:
`ns2.science.ru.nl` `131.174.16.133`
- ▶ `131.174.117.20` asks `ns2.science.ru.nl` for `sandor.cs.ru.nl` IP address:
`sandor.cs.ru.nl` `131.174.142.4`
- ▶ `131.174.117.20` tells your client (e.g., SSH client) the IP address of `sandor.cs.ru.nl`

DNS entry types

Type	Meaning
A	Address record: returns a 32-bit IP address, used to map hostnames to addresses
NS	Nameserver: Lists the authoritative nameservers of a DNS zone
CNAME	Canonical Name: Assigns a hostname alias to a hostname
SOA	“Start Of Authority”: Lists authoritative information about the zone: primary DNS server, mail address of administrator (with @ replaced by a .), serial number, refresh times and timeouts.
MX	Mail Exchanger: Gives a mail server responsible for the domain
TXT	Text field: Originally arbitrary human-readable text, today often used for machine-readable data

DNS entry types

- ▶ Four sections in a DNS reply:
 - ▶ The QUESTION SECTION (repetition of the question)
 - ▶ The ANSWER SECTION
 - ▶ The AUTHORITY SECTION
 - ▶ The ADDITIONAL SECTION
- ▶ ADDITIONAL SECTION is particularly important for *glue records*: communicate IP addresses of authoritative DNS servers

resolv.conf, dig, and whois

- ▶ The list of (recursive) nameservers to access is in `/etc/resolv.conf`
- ▶ It's typically dynamically updated from DHCP information

resolv.conf, dig, and whois

- ▶ The list of (recursive) nameservers to access is in `/etc/resolv.conf`
- ▶ It's typically dynamically updated from DHCP information
- ▶ This is another attack vector for rogue DHCP!

resolv.conf, dig, and whois

- ▶ The list of (recursive) nameservers to access is in `/etc/resolv.conf`
- ▶ It's typically dynamically updated from DHCP information
- ▶ This is another attack vector for rogue DHCP!
- ▶ Command-line tool to request DNS information: `dig`, examples:
 - ▶ Find IP address of `sandor.cs.ru.nl`
`dig sandor.cs.ru.nl`

resolv.conf, dig, and whois

- ▶ The list of (recursive) nameservers to access is in `/etc/resolv.conf`
- ▶ It's typically dynamically updated from DHCP information
- ▶ This is another attack vector for rogue DHCP!
- ▶ Command-line tool to request DNS information: `dig`, examples:
 - ▶ Find IP address of `sandor.cs.ru.nl`
`dig sandor.cs.ru.nl`
 - ▶ Ask `ns1.dns.nl` for `ru.nl` authoritative DNS servers of `ru.nl`:
`dig @ns1.dns.nl ru.nl NS`

resolv.conf, dig, and whois

- ▶ The list of (recursive) nameservers to access is in `/etc/resolv.conf`
- ▶ It's typically dynamically updated from DHCP information
- ▶ This is another attack vector for rogue DHCP!
- ▶ Command-line tool to request DNS information: `dig`, examples:
 - ▶ Find IP address of `sandor.cs.ru.nl`
`dig sandor.cs.ru.nl`
 - ▶ Ask `ns1.dns.nl` for `ru.nl` authoritative DNS servers of `ru.nl`:
`dig @ns1.dns.nl ru.nl NS`
 - ▶ Ask `ns1.science.ru.nl` for all information of `science.ru.nl`
`dig @ns1.science.ru.nl science.ru.nl ANY`

resolv.conf, dig, and whois

- ▶ The list of (recursive) nameservers to access is in `/etc/resolv.conf`
- ▶ It's typically dynamically updated from DHCP information
- ▶ This is another attack vector for rogue DHCP!
- ▶ Command-line tool to request DNS information: `dig`, examples:
 - ▶ Find IP address of `sandor.cs.ru.nl`
`dig sandor.cs.ru.nl`
 - ▶ Ask `ns1.dns.nl` for `ru.nl` authoritative DNS servers of `ru.nl`:
`dig @ns1.dns.nl ru.nl NS`
 - ▶ Ask `ns1.science.ru.nl` for all information of `science.ru.nl`
`dig @ns1.science.ru.nl science.ru.nl ANY`
 - ▶ Reverse lookup hostname for `131.174.142.4`:
`dig -x 131.174.142.4`

resolv.conf, dig, and whois

- ▶ The list of (recursive) nameservers to access is in `/etc/resolv.conf`
- ▶ It's typically dynamically updated from DHCP information
- ▶ This is another attack vector for rogue DHCP!
- ▶ Command-line tool to request DNS information: `dig`, examples:
 - ▶ Find IP address of `sandor.cs.ru.nl`
`dig sandor.cs.ru.nl`
 - ▶ Ask `ns1.dns.nl` for `ru.nl` authoritative DNS servers of `ru.nl`:
`dig @ns1.dns.nl ru.nl NS`
 - ▶ Ask `ns1.science.ru.nl` for all information of `science.ru.nl`
`dig @ns1.science.ru.nl science.ru.nl ANY`
 - ▶ Reverse lookup hostname for `131.174.142.4`:
`dig -x 131.174.142.4`
- ▶ Find out about ICANN registration information of a domain: `whois`, e.g.:
`whois cryptojedi.org`

The DNS root servers

- ▶ Whenever a DNS server does not know the authoritative DNS servers of a Domain, it asks the *DNS root servers*
- ▶ DNS root servers are extremely critical piece of Internet infrastructure
- ▶ How many are there?

The DNS root servers

- ▶ Whenever a DNS server does not know the authoritative DNS servers of a Domain, it asks the *DNS root servers*
- ▶ DNS root servers are extremely critical piece of Internet infrastructure
- ▶ How many are there? Answer: 13

The DNS root servers

- ▶ Whenever a DNS server does not know the authoritative DNS servers of a Domain, it asks the *DNS root servers*
- ▶ DNS root servers are extremely critical piece of Internet infrastructure
- ▶ How many are there? Answer: 13
- ▶ Names of these servers: `a.root-servers.net` ...
`m.root-servers.net`
- ▶ Those servers are actually highly redundant, some even distributed over the globe

The DNS root servers

DNS root servers hit by largest DDoS ever

News By Oct. 23, 2002 12:38pm

The largest Distributed Denial of Service (DDoS) attack in history went largely unnoticed by the general public on October 21, 2002, but it was almost a disaster, say several Internet backbone operators.

Around 5:00 P.M. Eastern time, the root servers that handle domain name resolution for all top-level domains on the Internet were subjected to an hour-long attack by thousands of “zombie” computers—PCs that have been co-opted by a hacker into participating in an attack without the knowledge of the PC owner. Of the 13 root servers in existence, only four were able to keep operating during the attack. Had the attack continued for much longer, experts say, the remaining servers may have been overwhelmed, effectively strangling the entire root Domain Name Server (DNS) system. Although many ISPs and companies maintain



Follow @geekdotcom



292,857 people like Geek.com.

<http://www.geek.com/news/dns-root-servers-hit-by-largest-ddos-ever-550549/>

Topic: [Security](#)

Follow via:  

DNS root server attack launched from Germany

Summary: *According to a published report, the recent attack against the DNS root servers was launched from a host server in Germany that controlled millions of zombie machines in South Korea*



By Ryan Naraine for [Zero Day](#) | February 22, 2007 -- 09:41 GMT

 [Follow @ryanaraine](#)

[Get the ZDNet Security newsletter now](#)

The distributed denial-of-service attack against the DNS root servers earlier this month was launched from a host server in Germany that controlled millions of zombie machines in South Korea, according to a [report](#) in The Korea Times.

Details of the cross-continent attack, which almost took out [three of the 13 official root DNS servers](#) are beginning to surface with South Korea's ministry of information and communication confirming that a host server in Coburg, Germany ordered hijacked Windows machines in Korea to stage the attacks.

<http://www.zdnet.com/blog/security/dns-root-server-attack-launched-from-germany/50>

The DNS root servers



NEWS / OPINIONS / FEATURES / DEALS / HOW-TO / BUSINESS / SUBSC

ALL REVIEWS ▾

LAPTOPS / TABLETS / PHONES / APPS / SOFTWARE / SECURITY

Home / Reviews / Software / Security / Anonymous' 'Operation Blackout' Goes Dark; DNS Just Fine

Anonymous' 'Operation Blackout' Goes Dark; DNS Just Fine

BY DAVID MURPHY MARCH 31, 2012 01:08PM EST 7 COMMENTS

It doesn't appear as if Web browsing will be affected today, as Anonymous is likely not launching an attack on the Web's root DNS servers.

1.9K    
SHARES

<http://www.pcmag.com/article2/0,2817,2402469,00.asp>

DNS tunneling

- ▶ Firewalls may block anything, but typically not DNS

DNS tunneling

- ▶ Firewalls may block anything, but typically not DNS
- ▶ Idea: set up authoritative DNS server for some subdomain `tunnel.mydomain.nl`
- ▶ Encode SSH traffic as DNS requests to this server
- ▶ Tunnel SSH traffic through DNS

DNS tunneling

- ▶ Firewalls may block anything, but typically not DNS
- ▶ Idea: set up authoritative DNS server for some subdomain `tunnel.mydomain.nl`
- ▶ Encode SSH traffic as DNS requests to this server
- ▶ Tunnel SSH traffic through DNS
- ▶ This is slow (small payload, UDP is not reliable)

DNS tunneling

- ▶ Firewalls may block anything, but typically not DNS
- ▶ Idea: set up authoritative DNS server for some subdomain `tunnel.mydomain.nl`
- ▶ Encode SSH traffic as DNS requests to this server
- ▶ Tunnel SSH traffic through DNS
- ▶ This is slow (small payload, UDP is not reliable)
- ▶ Ready-made client/server: ozymandns by Kaminsky:
<http://dankaminsky.com/2004/07/29/51/>
- ▶ Tutorial for DNS tunneling (with ozymandns):
<http://dnstunnel.de/>

DNS DDoS amplification

- ▶ DNS (typically) uses UDP
- ▶ No session establishment: send request, get answer
- ▶ Answer can be much larger than the request
- ▶ Idea: Spoof IP address of DOS victim in DNS request
- ▶ Victim will receive much more data than attacker has to send
- ▶ This is called *DNS (D)DOS amplification*

DNS DDoS amplification

The screenshot shows the homepage of Quantum Streser. The top navigation bar includes the Quantum Booter logo and links for Main, Packages, About, Login, and Register. The main content area features a large 'Modern' heading, a sub-headline about using the latest attack techniques, and a 'View Packages' button. A central shield icon is surrounded by the text 'STRESS TESTING'. Below this is a three-step process: 1. CHOOSE (select a package), 2. PAY (subscription), and 3. START (stress test methods). A 'WELCOME TO QUANTUM STRESSER!' section follows, providing background information about the service's reliability and network. A 'Leave a message' button is in the bottom right corner.

Quantum Streser - Reliable stress testing service - In-temperat (Private Browsing)

Quantum Streser - x

Quantum Booter Main Packages About Login Register

Modern

We offer all of our clients only the newest attack techniques that are used. We are constantly innovating and adding more simulated attack techniques to ensure you'll be ready.

[View Packages](#)

STRESS TESTING

- 1 CHOOSE**
Take your time and choose a package we offer that suits your stress testing needs.
[View our packages](#)
- 2 PAY**
After you've purchased a subscription, you can get started right away with our service!
- 3 START**
Choose from our wide variety of stress test methods and get started right away! No wait at all!

WELCOME TO QUANTUM STRESSER!

Welcome to our website. We are a professional, reliable and budget friendly stress load testing service. We have been online and actively offering services for over 4 years with 50,000 registered users and increasing. We do our best to maintain our very large network for our clients to ensure a happy and reliable time with us.

Our service is only run on the finest network(s) and dedicated servers and we are constantly upgrading our network to accommodate our clients. We always do our best to ensure our platform is online at any time.

[Leave a message](#)

<http://quantumbooter.net/> [1/3] Top

DNS DDoS countermeasures?

- ▶ Very hard to defend against DDOS (and DNS amplification)
- ▶ Can (temporarily) block packets from open DNS servers
- ▶ Can (temporarily) block large DNS reply packets
- ▶ Can try to filter spoofed IP addresses (“ingres and egress filtering”)

DNS spoofing

- ▶ Probably most obvious DNS attack: send wrong answer
- ▶ Send wrong answer to client: hit one target
- ▶ Send wrong answer to DNS cache: hit many targets
- ▶ Answers contain “validity period”
- ▶ It’s possible to poison DNS caches for a pretty long time

In the old days

```
$ dig @ns1.attacker.com www.attacker.com
;; ANSWER SECTION:
www.attacker.com.      120      IN      A      123.45.67.8

;; AUTHORITY SECTION:
attacker.com.         86400   IN      NS     ns1.attacker.com.

;; ADDITIONAL SECTION:
ns1.attacker.com.    604800  IN      A      123.45.67.89
www.target.com.     43200   IN      A      66.66.66.66
```

In the old days

```
$ dig @ns1.attacker.com www.attacker.com
;; ANSWER SECTION:
www.attacker.com.      120      IN      A      123.45.67.8

;; AUTHORITY SECTION:
attacker.com.         86400    IN      NS     ns1.attacker.com.

;; ADDITIONAL SECTION:
ns1.attacker.com.     604800   IN      A      123.45.67.89
www.target.com.       43200    IN      A      66.66.66.66
```

The bailiwick check

- ▶ Idea of the attack: wrong entry for `www.target.com` ends up in cache
- ▶ Countermeasure (since 1997): use *bailiwick* check
- ▶ Reject ADDITIONAL information if the requested server is not authorized to answer for the domain

Short interlude: A bailiwick

Definition of BAILIWICK

1. the office or jurisdiction of a bailiff
2. a special domain

Source: <http://www.merriam-webster.com/dictionary/bailiwick>

Short interlude: A bailiwick

Definition of BAILIFF

1. **a:** an official employed by a British sheriff to serve writs and make arrests and executions
b: a minor officer of some United States courts usually serving as a messenger or usher
2. chiefly British: one who manages an estate or farm

Source: <http://www.merriam-webster.com/dictionary/bailiff>

The race for the answer

- ▶ A client is asking for an IP address; if attacker answers first, he wins

The race for the answer

- ▶ A client is asking for an IP address; if attacker answers first, he wins
- ▶ Not quite that easy: Request contains 16-bit Query ID (QID)
- ▶ DNS reply has to have the right ID
- ▶ Attacker has to guess the ID
- ▶ This is a bit similar to the TCP ISN in a session-stealing attack

The race for the answer

- ▶ A client is asking for an IP address; if attacker answers first, he wins
- ▶ Not quite that easy: Request contains 16-bit Query ID (QID)
- ▶ DNS reply has to have the right ID
- ▶ Attacker has to guess the ID
- ▶ This is a bit similar to the TCP ISN in a session-stealing attack
- ▶ In the old days use simply increasing IDs: easy for an attacker to figure out
- ▶ Nowadays use randomized 16-bit ID

The race for the answer

- ▶ A client is asking for an IP address; if attacker answers first, he wins
- ▶ Not quite that easy: Request contains 16-bit Query ID (QID)
- ▶ DNS reply has to have the right ID
- ▶ Attacker has to guess the ID
- ▶ This is a bit similar to the TCP ISN in a session-stealing attack
- ▶ In the old days use simply increasing IDs: easy for an attacker to figure out
- ▶ Nowadays use randomized 16-bit ID
- ▶ The attacker can start the race:
 - ▶ Lure victim to website at `www.attacker.com`
 - ▶ Include picture from `www.target.com`
 - ▶ Attacker sees website request, knows that DNS request for `www.target.com` will follow

The race for the answer

- ▶ A client is asking for an IP address; if attacker answers first, he wins
- ▶ Not quite that easy: Request contains 16-bit Query ID (QID)
- ▶ DNS reply has to have the right ID
- ▶ Attacker has to guess the ID
- ▶ This is a bit similar to the TCP ISN in a session-stealing attack
- ▶ In the old days use simply increasing IDs: easy for an attacker to figure out
- ▶ Nowadays use randomized 16-bit ID
- ▶ The attacker can start the race:
 - ▶ Lure victim to website at `www.attacker.com`
 - ▶ Include picture from `www.target.com`
 - ▶ Attacker sees website request, knows that DNS request for `www.target.com` will follow
- ▶ Attacker can send *many packets*
- ▶ Attacker can also try to run DOS against real DNS server

Kaminsky's attack (2008)

- ▶ Idea: Use website with many links on *subdomains*:

```

```

```

```

```

```

```
...
```

Kaminsky's attack (2008)

- ▶ Idea: Use website with many links on *subdomains*:

```

```

```

```

```

```

```
...
```

- ▶ Victim will request all of those subdomains, race for each query

Kaminsky's attack (2008)

- ▶ Idea: Use website with many links on *subdomains*:

```
  
  
  
...
```

- ▶ Victim will request all of those subdomains, race for each query
- ▶ Attacker crafts answer packet for each of those requests:

```
;; ANSWER SECTION:
```

```
aaaa.target.com.      120      IN       A        10.10.10.10
```

```
;; AUTHORITY SECTION:
```

```
target.com.          86400    IN       NS       ns.target.com.
```

```
;; ADDITIONAL SECTION:
```

```
www.target.com.      604800   IN       A        66.66.66.66
```

Kaminsky's attack (2008)

- ▶ Idea: Use website with many links on *subdomains*:

```



...
```

- ▶ Victim will request all of those subdomains, race for each query
- ▶ Attacker crafts answer packet for each of those requests:

```
;; ANSWER SECTION:
```

```
aaaa.target.com.    120    IN     A      10.10.10.10
```

```
;; AUTHORITY SECTION:
```

```
target.com.        86400  IN     NS     ns.target.com.
```

```
;; ADDITIONAL SECTION:
```

```
www.target.com.    604800 IN     A      66.66.66.66
```

- ▶ The client requested the IP address with `target.com` domain
- ▶ The answer for `www.target.com` *passes the bailiwick* check!

Kaminsky's attack (2008)

- ▶ Idea: Use website with many links on *subdomains*:

```



...
```

- ▶ Victim will request all of those subdomains, race for each query
- ▶ Attacker crafts answer packet for each of those requests:

```
;; ANSWER SECTION:
  aaaa.target.com.      120      IN       A        10.10.10.10

  ;; AUTHORITY SECTION:
  target.com.          86400    IN       NS       ns.target.com.

  ;; ADDITIONAL SECTION:
  www.target.com.      604800   IN       A        66.66.66.66
```

- ▶ The client requested the IP address with `target.com` domain
- ▶ The answer for `www.target.com` *passes the bailiwick* check!
- ▶ The value 604800 defines the validity period of the information: 7 days

Impact of Kaminsky's attack

SECURITYWEEK NETWORK: Information Security News | Infosec Island | Suits and Spooks

SECURITYWEEK

INTERNET AND ENTERPRISE SECURITY NEWS, INSIGHTS & ANALYSIS

Subscribe (Free) | Security White Papers | I

Malware & Threats Cybercrime Mobile & Wireless Risk & Compliance Security Architecture Manag

Home > Network Security

The Top Five Worst DNS Security Incidents

By  Ram Mohan on August 11, 2010

[in Share](#) 2 [+1](#) 0 [Tweet](#) 22 [Recommend](#) 7 [RSS](#)

1. "The Kaminsky Bug" puts the whole Internet at risk

Often regarded as possibly the greatest security threat the Internet has ever faced, the so-called "Kaminsky Bug" emerged in July 2008, creating great unease and even greater hype. Researcher Dan Kaminsky discovered that it was easy to exploit a weakness in the DNS and built the software to do it. This weakness would enable malicious hackers to transparently imitate any Web page or e-mail account by poisoning the DNS information cached by Internet service providers.

Impact of Kaminsky's attack

Los Angeles Times

LOCAL

U.S.

WORLD

BUSINESS

SPORTS

ENTERTAINMENT

HEALTH

STYLE

TRAVEL

Technology

THE BUSINESS AND CULTURE OF OUR DIGITAL LIVES,
FROM THE L.A. TIMES

« Previous Post | Technology Home | Next Post »



Internet security flaw described as worst in 10 years

AUGUST 6, 2008 | 2:43 PM

Impact of Kaminsky's attack

HOME PAGE	MY TIMES	TODAY'S PAPER	VIDEO	MOST POPULAR	TIMES TOPICS
-----------	----------	---------------	-------	--------------	--------------

The New York Times **Technology**

WORLD	U.S.	N.Y. / REGION	BUSINESS	TECHNOLOGY	SCIENCE	HEALTH	SPORTS	OPINION
-------	------	---------------	----------	------------	---------	--------	--------	---------

Search Tech News & 8,000+ Products **Browse Products**

-- Select a Product Category -- ▾

With Security at Risk, a Push to Patch the Web

By [JOHN MARKOFF](#)
Published: July 30, 2008

 TWITTER

<http://www.nytimes.com/2008/07/30/technology/30flaw.html?pagewanted=all>

Source-port randomization

- ▶ Kaminsky's attack hit most big DNS server suites
- ▶ djbdns was not affected (same for PowerDNS, MaraDNS, and Unbound)

Source-port randomization

- ▶ Kaminsky's attack hit most big DNS server suites
- ▶ `djbdns` was not affected (same for PowerDNS, MaraDNS, and Unbound)
- ▶ `djbdns` randomizes the UDP source port
- ▶ Not just 16 bits of entropy to guess for an attacker but 32 bits

Source-port randomization

- ▶ Kaminsky's attack hit most big DNS server suites
- ▶ `djbdns` was not affected (same for PowerDNS, MaraDNS, and Unbound)
- ▶ `djbdns` randomizes the UDP source port
- ▶ Not just 16 bits of entropy to guess for an attacker but 32 bits
- ▶ Today, all DNS servers randomize the source port

Source-port randomization

- ▶ Kaminsky's attack hit most big DNS server suites
- ▶ `djbdns` was not affected (same for PowerDNS, MaraDNS, and Unbound)
- ▶ `djbdns` randomizes the UDP source port
- ▶ Not just 16 bits of entropy to guess for an attacker but 32 bits
- ▶ Today, all DNS servers randomize the source port
- ▶ Potential problem with NAT: source port is rewritten

Birthday attacks

- ▶ Imagine that a DNS server is sending out many *identical requests* (with different source port and QID)
- ▶ Attacker spoofs replies with different port+QID combinations
- ▶ Any collision with one of the requests wins

Birthday attacks

- ▶ Imagine that a DNS server is sending out many *identical requests* (with different source port and QID)
- ▶ Attacker spoofs replies with different port+QID combinations
- ▶ Any collision with one of the requests wins
- ▶ Do servers send out identical requests?
- ▶ Some do, e.g., djbdns's dnscache (Kevin Day, 2009):
 - ▶ Trigger 200 identical queries (default size of query queue)
 - ▶ Need to be fast, send these queries before first reply is received
 - ▶ Increase attacker's success probability from $1/2^{32}$ to $200/2^{32}$

More randomization?

- ▶ The QUESTION section of a DNS request is copied to the reply
- ▶ Some bits in the QUESTION section, don't matter:
`www.ExAMPlE.com` is the same as `www.example.com`
- ▶ The 0x20 bit changes capitalization of letters

More randomization?

- ▶ The QUESTION section of a DNS request is copied to the reply
- ▶ Some bits in the QUESTION section, don't matter:
www.ExAMPlE.com is the same as www.example.com
- ▶ The 0x20 bit changes capitalization of letters
- ▶ Idea: Use this bit for extra entropy
- ▶ Slight problem: DNS standard does not *require* the QUESTION section to be copied bit-by-bit

More randomization?

- ▶ The QUESTION section of a DNS request is copied to the reply
- ▶ Some bits in the QUESTION section, don't matter:
www.ExAMPLE.com is the same as www.example.com
- ▶ The 0x20 bit changes capitalization of letters
- ▶ Idea: Use this bit for extra entropy
- ▶ Slight problem: DNS standard does not *require* the QUESTION section to be copied bit-by-bit
- ▶ Other idea: query repetition (another 32 bits of entropy)
- ▶ Adds additional complications (not broadly implemented)
- ▶ Bernstein on randomization:

“It is clear that enough randomization effort would be able to stop all blind forgeries.”

The easy way...


- ▶ A passive MitM can read DNS requests
- ▶ Becoming a passive MitM is not that hard:
 - ▶ Sniff WiFi
 - ▶ ARP spoofing
 - ▶ Be an ISP
 - ▶ Be a network administrator in a company
- ▶ A DNS attacker can poison a DNS cache
- ▶ Affects many more clients than a MitM between clients!

DNS censorship

- ▶ DNS can be used for censorship:
 - ▶ April 1997: German provider DFN blocks IPs of xs4all.nl
 - ▶ German “Zugangerschwerungsgesetz”
 - ▶ “Child Sexual Abuse Anti Distribution Filter” (CSAADF) by CIRCAMP used in Denmark, Finland, Italy, Newzealand, Norway, Sweden und der Switzerland
 - ▶ Idea in all these cases: “redirect” (spooof) DNS

DNS censorship

- ▶ DNS can be used for censorship:
 - ▶ April 1997: German provider DFN blocks IPs of xs4all.nl
 - ▶ German “Zugangerschwerungsgesetz”
 - ▶ “Child Sexual Abuse Anti Distribution Filter” (CSAADF) by CIRCAMP used in Denmark, Finland, Italy, Newzealand, Norway, Sweden und der Switzerland
 - ▶ Idea in all these cases: “redirect” (spooof) DNS
 - ▶ Circumvention: Use alternative DNS



Source: <http://xkcd.com/1361/>

DNSSEC

- ▶ Idea: Use cryptographically signed DNS entries
- ▶ Design decision: sign information offline:
 - ▶ No need for expensive public-key crypto for each reply
 - ▶ No need to hold the private keys on DNS servers

DNSSEC

- ▶ Idea: Use cryptographically signed DNS entries
- ▶ Design decision: sign information offline:
 - ▶ No need for expensive public-key crypto for each reply
 - ▶ No need to hold the private keys on DNS servers
- ▶ Public keys are authenticated through a chain of trust
- ▶ Root of trust: public keys of the DNS root servers

DNSSEC

- ▶ Idea: Use cryptographically signed DNS entries
- ▶ Design decision: sign information offline:
 - ▶ No need for expensive public-key crypto for each reply
 - ▶ No need to hold the private keys on DNS servers
- ▶ Public keys are authenticated through a chain of trust
- ▶ Root of trust: public keys of the DNS root servers
- ▶ Additional (cryptographic) information in new DNS entry types:
 - ▶ RRSIG: DNSSEC signature
 - ▶ DNSKEY: public key to verify signature

More amplification!

- ▶ DNSSEC does not increase the size of DNS requests
- ▶ DNSSEC does significantly increase the size of DNS replies
- ▶ Modern DDOS uses DNS+DNSSEC

More amplification!

- ▶ DNSSEC does not increase the size of DNS requests
- ▶ DNSSEC does significantly increase the size of DNS replies
- ▶ Modern DDOS uses DNS+DNSSEC
- ▶ [RFC 4033](#): “DNSSEC provides no protection against denial of service attacks. Security-aware resolvers and security-aware name servers are vulnerable to an additional class of denial of service attacks based on cryptographic operations.”

DNS zone enumeration

- ▶ You want DNS to answer a request for domain names
- ▶ You *do not* want to hand out a list of all domain names
- ▶ Finding all hosts in a DNS zone is called *zone enumeration*

DNS zone enumeration

- ▶ You want DNS to answer a request for domain names
- ▶ You *do not* want to hand out a list of all domain names
- ▶ Finding all hosts in a DNS zone is called *zone enumeration*
- ▶ Problem for DNSSEC: offline-signed answer for *non-existing* entries (negative answer)
- ▶ First solution: Don't sign (bad idea, can use for attack)

DNS zone enumeration

- ▶ You want DNS to answer a request for domain names
- ▶ You *do not* want to hand out a list of all domain names
- ▶ Finding all hosts in a DNS zone is called *zone enumeration*
- ▶ Problem for DNSSEC: offline-signed answer for *non-existing* entries (negative answer)
- ▶ First solution: Don't sign (bad idea, can use for attack)
- ▶ Second idea: Sign "There is no name between smtp.example.com and www.example.com"

DNS zone enumeration

- ▶ You want DNS to answer a request for domain names
- ▶ You *do not* want to hand out a list of all domain names
- ▶ Finding all hosts in a DNS zone is called *zone enumeration*
- ▶ Problem for DNSSEC: offline-signed answer for *non-existing* entries (negative answer)
- ▶ First solution: Don't sign (bad idea, can use for attack)
- ▶ Second idea: Sign "There is no name between smtp.example.com and www.example.com"
- ▶ This trivially allows zone enumeration:
 - ▶ Try some hostname, this will give you 1 or 2 valid hostnames
 - ▶ Try just before (alphabetically) a valid hostname: find previous
 - ▶ Try just after (alphabetically) a valid hostname: find next

DNS zone enumeration

- ▶ You want DNS to answer a request for domain names
- ▶ You *do not* want to hand out a list of all domain names
- ▶ Finding all hosts in a DNS zone is called *zone enumeration*
- ▶ Problem for DNSSEC: offline-signed answer for *non-existing* entries (negative answer)
- ▶ First solution: Don't sign (bad idea, can use for attack)
- ▶ Second idea: Sign "There is no name between smtp.example.com and www.example.com"
- ▶ This trivially allows zone enumeration:
 - ▶ Try some hostname, this will give you 1 or 2 valid hostnames
 - ▶ Try just before (alphabetically) a valid hostname: find previous
 - ▶ Try just after (alphabetically) a valid hostname: find next
- ▶ [RFC 4033](#): "DNSSEC introduces the ability for a hostile party to enumerate all the names in a zone by following the NSEC chain."

NSEC3

- ▶ Idea: Hash domain names, sign information on gaps between existing *hashes*
- ▶ Example:
 - ▶ request for (non-existing) `test.example.com`
 - ▶ Hash `test.example.com` (with SHA-1), obtain:
`401f83bc96721eeeba6f5c1c54cf0a83dc08a30b`
 - ▶ Signed answer: “There is no name with hash between
`068503358dddd23cf6cf00f5d6ad9a45cd0a8e03` and
`512e9305c87f4f1ccdbacb80c559f3dce496ae29`.”

NSEC3

- ▶ Idea: Hash domain names, sign information on gaps between existing *hashes*
- ▶ Example:
 - ▶ request for (non-existing) `test.example.com`
 - ▶ Hash `test.example.com` (with SHA-1), obtain:
`401f83bc96721eeeba6f5c1c54cf0a83dc08a30b`
 - ▶ Signed answer: "There is no name with hash between
`068503358dddd23cf6cf00f5d6ad9a45cd0a8e03` and
`512e9305c87f4f1ccdbacb80c559f3dce496ae29`."
- ▶ Problem: Can revert these hashes

NSEC3

- ▶ Idea: Hash domain names, sign information on gaps between existing *hashes*
- ▶ Example:
 - ▶ request for (non-existing) `test.example.com`
 - ▶ Hash `test.example.com` (with SHA-1), obtain:
`401f83bc96721eeeba6f5c1c54cf0a83dc08a30b`
 - ▶ Signed answer: “There is no name with hash between
`068503358dddd23cf6cf00f5d6ad9a45cd0a8e03` and
`512e9305c87f4f1ccdbacb80c559f3dce496ae29`.”
- ▶ Problem: Can revert these hashes
- ▶ Wait, shouldn't it be hard to compute preimages of hashes?

NSEC3

- ▶ Idea: Hash domain names, sign information on gaps between existing *hashes*
- ▶ Example:
 - ▶ request for (non-existing) `test.example.com`
 - ▶ Hash `test.example.com` (with SHA-1), obtain:
`401f83bc96721eeeba6f5c1c54cf0a83dc08a30b`
 - ▶ Signed answer: “There is no name with hash between
`068503358dddd23cf6cf00f5d6ad9a45cd0a8e03` and
`512e9305c87f4f1ccdbacb80c559f3dce496ae29`.”
- ▶ Problem: Can revert these hashes
- ▶ Wait, shouldn't it be hard to compute preimages of hashes?
- ▶ Well, domain names are not that hard to guess, can just try valid domain names, e.g.

<code>www.example.com</code>	<code>068503358dddd23cf6cf00f5d6ad9a45cd0a8e03</code>
<code>smtp.example.com</code>	<code>512e9305c87f4f1ccdbacb80c559f3dce496ae29</code>

NSEC3

- ▶ Idea: Hash domain names, sign information on gaps between existing *hashes*
- ▶ Example:
 - ▶ request for (non-existing) `test.example.com`
 - ▶ Hash `test.example.com` (with SHA-1), obtain:
`401f83bc96721eeeba6f5c1c54cf0a83dc08a30b`
 - ▶ Signed answer: “There is no name with hash between
`068503358dddd23cf6cf00f5d6ad9a45cd0a8e03` and
`512e9305c87f4f1ccdbacb80c559f3dce496ae29`.”
- ▶ Problem: Can revert these hashes
- ▶ Wait, shouldn't it be hard to compute preimages of hashes?
- ▶ Well, domain names are not that hard to guess, can just try valid domain names, e.g.

<code>www.example.com</code>	<code>068503358dddd23cf6cf00f5d6ad9a45cd0a8e03</code>
<code>smtp.example.com</code>	<code>512e9305c87f4f1ccdbacb80c559f3dce496ae29</code>

- ▶ Software by Niederhagen: Try 6000 billion hashes per week on NVIDIA GTX295 GPU
- ▶ This is *much* faster than trying domain names through DNS queries

More DNSSEC problems

- ▶ Second implication of offline-signed records: *replay attacks*
- ▶ Attack scenario:
 - ▶ Company runs server `www.example.com` at `123.45.67.89`
 - ▶ DNS server sends signed name resolution for this name/IP, attacker records it
 - ▶ Company moves or changes provider, now `www.example.com` is at `98.76.54.32`
 - ▶ Attacker replays name resolution to `123.45.67.89`

More DNSSEC problems

- ▶ Second implication of offline-signed records: *replay attacks*
- ▶ Attack scenario:
 - ▶ Company runs server `www.example.com` at `123.45.67.89`
 - ▶ DNS server sends signed name resolution for this name/IP, attacker records it
 - ▶ Company moves or changes provider, now `www.example.com` is at `98.76.54.32`
 - ▶ Attacker replays name resolution to `123.45.67.89`
- ▶ DNSSEC uses bleeding-edge crypto (1024-bit RSA)

More DNSSEC problems

- ▶ Second implication of offline-signed records: *replay attacks*
- ▶ Attack scenario:
 - ▶ Company runs server `www.example.com` at `123.45.67.89`
 - ▶ DNS server sends signed name resolution for this name/IP, attacker records it
 - ▶ Company moves or changes provider, now `www.example.com` is at `98.76.54.32`
 - ▶ Attacker replays name resolution to `123.45.67.89`
- ▶ DNSSEC uses bleeding-edge crypto (1024-bit RSA)
- ▶ DNSSEC does not encrypt queries; from [RFC 4033](#):
“Due to a deliberate design choice, DNSSEC does not provide confidentiality”

DNSECurve

- ▶ Alternative to DNSSEC proposed by Bernstein: DNSECurve
- ▶ Idea is to encrypt and authenticate DNS traffic (not sign records)
- ▶ The idea is a bit similar to SSL/TLS (next lecture)

DNSSCurve

- ▶ Alternative to DNSSEC proposed by Bernstein: DNSSCurve
- ▶ Idea is to encrypt and authenticate DNS traffic (not sign records)
- ▶ The idea is a bit similar to SSL/TLS (next lecture)
- ▶ DNSSCurve does not have the problems that come with offline signing:
 - ▶ No zone enumeration
 - ▶ No replay attacks

DNSECure

- ▶ Alternative to DNSSEC proposed by Bernstein: DNSECure
- ▶ Idea is to encrypt and authenticate DNS traffic (not sign records)
- ▶ The idea is a bit similar to SSL/TLS (next lecture)
- ▶ DNSECure does not have the problems that come with offline signing:
 - ▶ No zone enumeration
 - ▶ No replay attacks
- ▶ It also has other advantages over DNSSEC:
 - ▶ Much stronger (and faster) crypto
 - ▶ Much more limited amplification issues (replies grow, but so do requests)
 - ▶ Confidentiality of DNS requests (encryption)

DNSECure

- ▶ Alternative to DNSSEC proposed by Bernstein: DNSECure
- ▶ Idea is to encrypt and authenticate DNS traffic (not sign records)
- ▶ The idea is a bit similar to SSL/TLS (next lecture)
- ▶ DNSECure does not have the problems that come with offline signing:
 - ▶ No zone enumeration
 - ▶ No replay attacks
- ▶ It also has other advantages over DNSSEC:
 - ▶ Much stronger (and faster) crypto
 - ▶ Much more limited amplification issues (replies grow, but so do requests)
 - ▶ Confidentiality of DNS requests (encryption)
- ▶ Potential disadvantage of DNSECure: crypto keys need to be on DNS servers

DNSSCurve

- ▶ Alternative to DNSSEC proposed by Bernstein: DNSSCurve
- ▶ Idea is to encrypt and authenticate DNS traffic (not sign records)
- ▶ The idea is a bit similar to SSL/TLS (next lecture)
- ▶ DNSSCurve does not have the problems that come with offline signing:
 - ▶ No zone enumeration
 - ▶ No replay attacks
- ▶ It also has other advantages over DNSSEC:
 - ▶ Much stronger (and faster) crypto
 - ▶ Much more limited amplification issues (replies grow, but so do requests)
 - ▶ Confidentiality of DNS requests (encryption)
- ▶ Potential disadvantage of DNSSCurve: crypto keys need to be on DNS servers
- ▶ Additional disadvantage: It's much easier to deploy than DNSSEC, does not create as many jobs for consultants

More reading. . .

- ▶ Dan Bernstein about DNSCurve (and DNSSEC vulnerabilities):
 - ▶ <http://dnscurve.org/>
 - ▶ <http://cr.yp.to/talks/2010.12.28/slides.pdf>
- ▶ Dan Kaminsky's answer:
<http://dankaminsky.com/2011/01/05/djb-ccc/>
“DNSSEC Is Not Necessarily An Offline Signer – In Fact, It Works Better Online!”

Next lecture: October 14, 10:30, in HG00.307

